



INLINE FILTER BOX

INCLUDES MERV 13 FILTER

USER MANUAL

WELCOME

Thank you for choosing AC Infinity. We are committed to product quality and friendly customer service. If you have any questions or suggestions, please don't hesitate to [contact](#) us. Visit www.acinfinity.com and click contact for our contact information.

EMAIL

support@acinfinity.com

WEB

www.acinfinity.com

LOCATION

Los Angeles, CA

MANUAL CODE FB2012X1

PRODUCT

INLINE FILTER BOX 4
INLINE FILTER BOX 6
INLINE FILTER BOX 8
INLINE FILTER BOX 10

MODEL

AC-AFB4
AC-AFB6
AC-AFB8
AC-AFB10

UPC-A

819137021693
819137021709
819137021716
819137021723

MANUAL INDEX

Manual Index	Page 5
Key Features	Page 7
Product Contents	Page 8
Installation	Page 9
Maintenance	Page 11
Other AC Infinity Products	Page 12
Warranty	Page 13

MERV FILTER GUIDE

This filter box accepts and is best used with MERV 13 pleated air filters, designed to trap particles 0.3-1.0 microns in size at 90% efficiency. The higher the rating, the higher the MERV 13 filters are specially graded to filter contaminants such as bacteria, smog, various dust particles, legionella, mold, most tobacco smoke, and sneeze nuclei.

MERV 6

FPR N/A

Lint and Dust
Pollen

MERV 8

MPR 600

FPR5

Lint
Household dust
Pollen
Dust Mites
Mold

MERV 11

MPR1000-1200

FPR7

Lint
Household dust
Pollen
Dust Mites
Mold
Pet Dander
Smoke
Smog
Cough and Sneeze

MERV 13

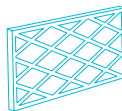
MPR 1500-1900

FPR10

Lint
Household dust
Pollen
Dust Mites
Mold
Pet Dander
Smoke
Smog
Cough and Sneeze
Virus
Bacteria



4" and 6" filter boxes are compatible with 12 x 20 x 1" MERV filters.



8" and 10" filter boxes are compatible with 14 x 20 x 1" MERV filters.

KEY FEATURES

NEOPRENE SEAL

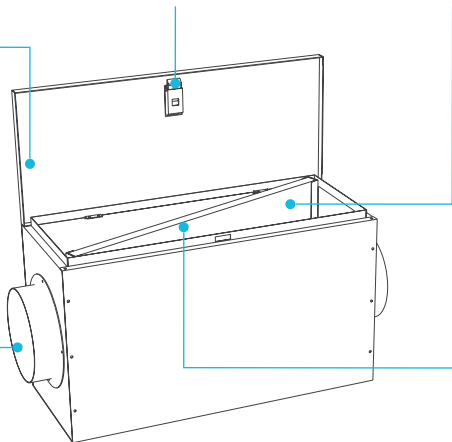
Soft door padding that creates an airtight seal to prevent dust and particles from entering the filter box.

SLIDE LOCK

Hinge-sealed door and simple slide lock provides quick access to the interior to allow cleaning and filter replacement.

MERV 13 FILTER

Includes a MERV filter that traps 3-10 micron particles with 90% efficiency such as pollen, mold, pet dander, and welding fumes.



STEEL CONSTRUCTION

1mm thick SPCC steel filter box and aluminum duct collars with a powder-coated black finish for a sturdy and aesthetic build.

INLINE INSTALLATION

Simple, straightforward installation process to create highly efficient filtration with little to no airflow restriction.


FILTER SLOT

1-inch steel slot fitted for 12x20" MERV filters in 4" & 6" duct filter boxes (14x20" in 8" & 10" duct filter boxes).

PRODUCT CONTENTS



INLINE FILTER
BOX
(x1)

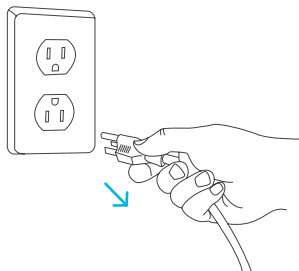


MERV 13
FILTER
(x1)

INSTALLATION

STEP 1

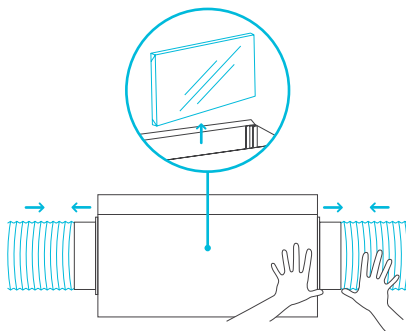
Before installing, disconnect power to any fans or appliances you will be connecting the filter box to.



STEP 2

Place and connect the filter box between your inline fan and your ductwork. Remove the plastic wrapping from the MERV filter before using it.

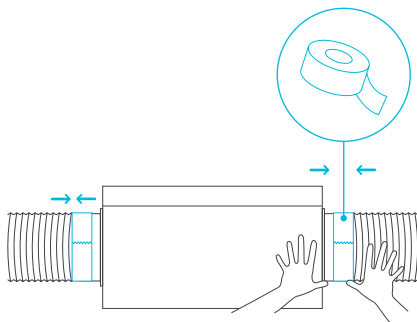
Make sure the box's door is accessible so that you can easily replace the MERV filter when needed.



INSTALLATION

STEP 3

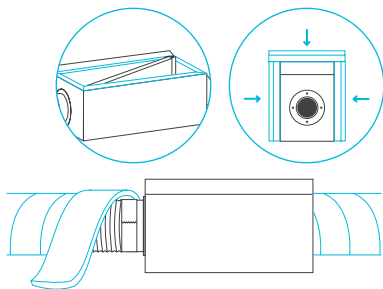
Use aluminum tape to completely seal the duct connections.



STEP 4

If cold air will be passing through the filter box and it is placed in a warm area, condensation may occur. If warm air will be passing through the filter box and it is placed in a cool area, condensation may occur inside the box.

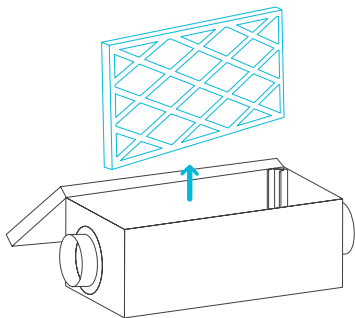
You may apply insulation to reduce or eliminate this effect. This can be applied inside the filter box using your chosen material.



MAINTENANCE

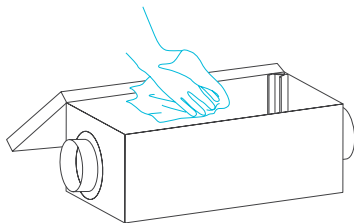
REPLACING THE FILTER

Unlock the door to reveal the filter. Remove the used MERV filter and replace it with a new one, making sure it slides into the slot. Close and lock the door when you are finished.



CLEANING THE FILTER BOX

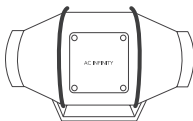
If the inside of the filter box becomes dirty, Wipe the inner walls using a clean, damp cloth.



AC INFINITY PRODUCTS

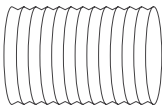
Inline Fans

The CLOUDLINE series is a line of duct fans designed to quietly ventilate AV rooms and closets, as well as various DIY air circulation and exhaust projects. Features a thermal controller with intelligent programming that will automatically adjust duct fan speeds in response to changing temperatures.



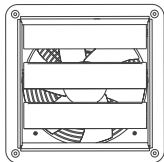
Ducting Tubes

The four-layer ducting tube is used to direct airflow, designed for ventilation systems in applications like HVAC, dryers, and grow rooms. It is highly durable and flexible, and can be used anywhere from tight spaces to wide open areas.



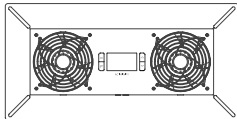
Shutter Fans

The AIRLIFT series is a line of shutter exhaust fans designed to expel heat, moisture, odor, and dust from spaces like greenhouses, garages, attics, and sheds. It features an intelligent controller that includes temperature and humidity programming, adjustable fan speed controls, a timer, and an alarm system.



Crawlspace Fans

The AIRTITAN is a line of weather-proof fans designed to provide ventilation, as well as odor and moisture control for crawl spaces and basements.



Discover the latest innovations in cooling and ventilation at acinfinity.com

WARRANTY

This warranty program is our commitment to you, the product sold by AC Infinity will be free from defects in manufacturing for a period of two years from the date of purchase. If a product is found to have a defect in material or workmanship, we will take the appropriate actions defined in this warranty to resolve any issues.

The warranty program applies to any order, purchase, receipt, or use of any products sold by AC Infinity or our authorized dealerships. The program covers products that have become defective, malfunctioned, or expressively if the product becomes unusable. The warranty program goes into effect on the date of purchase. The program will expire two years from the date of purchase. If your product becomes defective during that period, AC Infinity will replace your product with a new one or issue you a full refund.

The warranty program does not cover abuse or misuse. This includes physical damage, submersion of the product in water, incorrect installation such as wrong voltage input, and misuse for any reason other than intended purposes. AC Infinity is not responsible for consequential loss or incidental damages of any nature caused by the product. We will not warrant damage from normal wear such as scratches and dings.

For more information about our dealers and distributors, please contact our customer service at support@acinfinity.com or (626) 923-6399 Monday to Friday (9:00 am to 5:00 pm PST).



If you run into any issues with this product, contact us and we'll happily issue a replacement or a full refund!

COPYRIGHT © 2021 AC INFINITY INC. ALL RIGHTS RESERVED

No part of the materials including graphics or logos available in this booklet may be copied, photocopied, reproduced, translated or reduced to any electronic medium or machine readable form, in whole or in part, without specific permission from AC Infinity Inc.

www.acinfinity.com