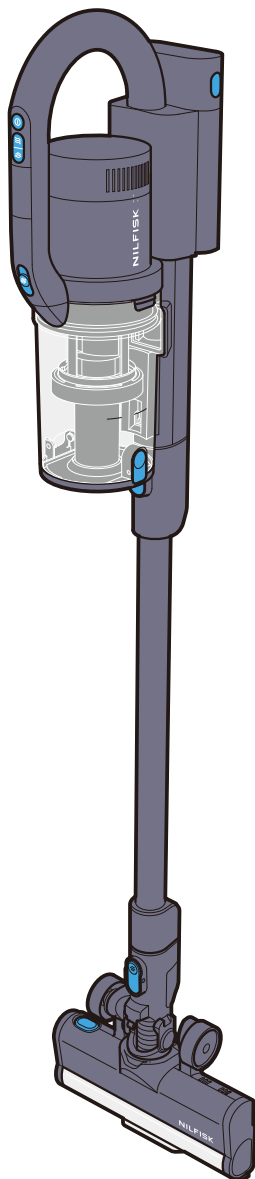


QUICK START GUIDE

VU200 VACUUM CLEANER



NILFISK

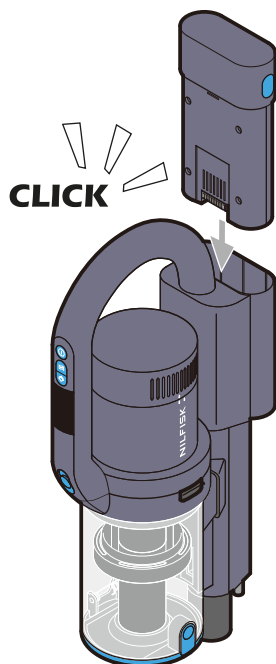
EN	Quick Start Guide.....	3
EN	Spare parts.....	24
EN	Safety Instructions (Original instructions)	25
DE	Sicherheitshinweise	26
FR	Consignes de sécurité	27
NL	Veiligheidsinstructies	28
NO	Sikkerhetsinstruksjoner	29
SV	Säkerhetsinstruktioner	30
DA	Sikkerhedsinstruktioner	31
FI	Turvallisuusohjeet	32
ES	Instrucciones de seguridad	33
PT	Instruções de segurança	34
TR	Güvenlik talimatları	35
SK	Bezpečnostné pokyny	36
CS	Bezpečnostní pokyny	37
PL	Instrukcje bezpieczeństwa	38
RU	Инструкция по безопасности	39
JA	安全指示	40
	Declaration of Conformity	41
	FCC Supplier's Declaration of Conformity	42
	IC Supplier's Declaration of Conformity	43



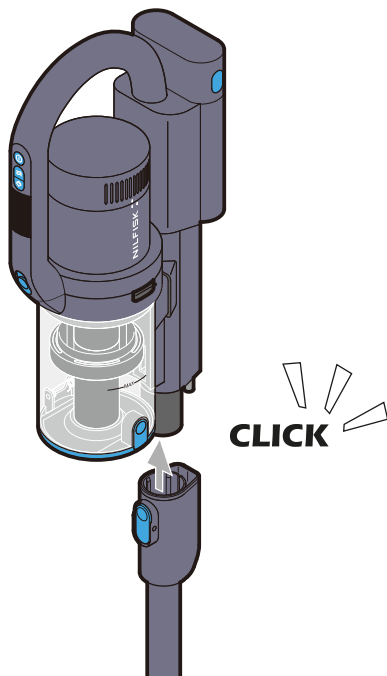
A



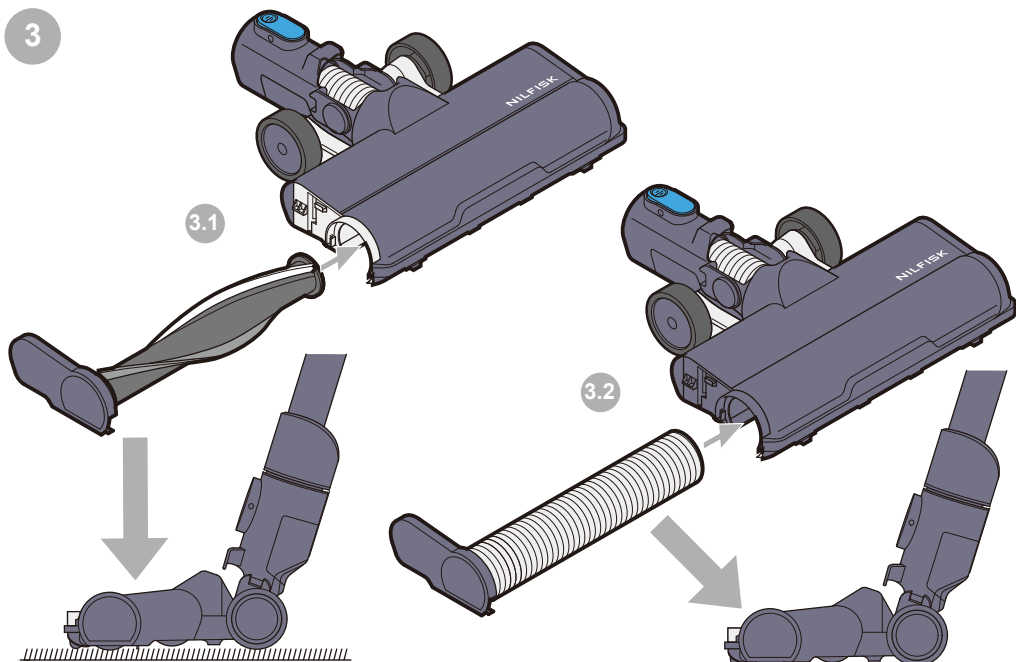
1



2



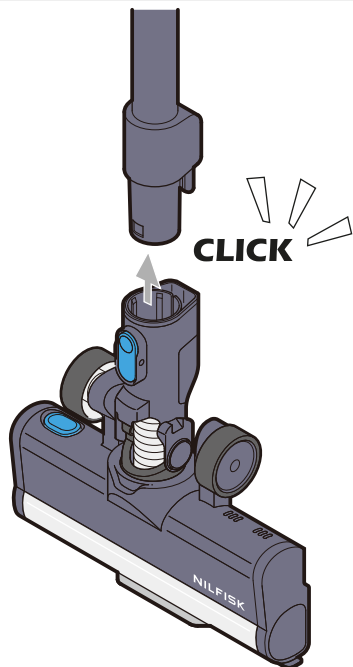
3



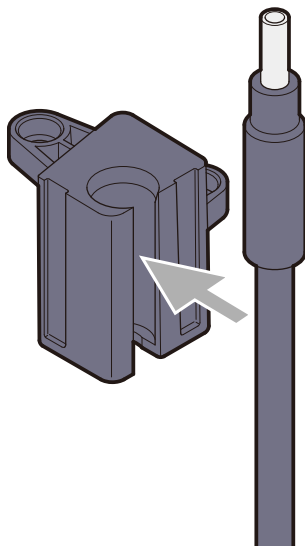
A



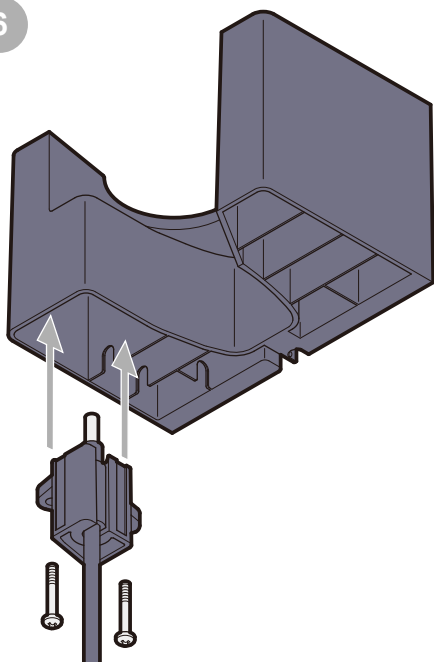
4



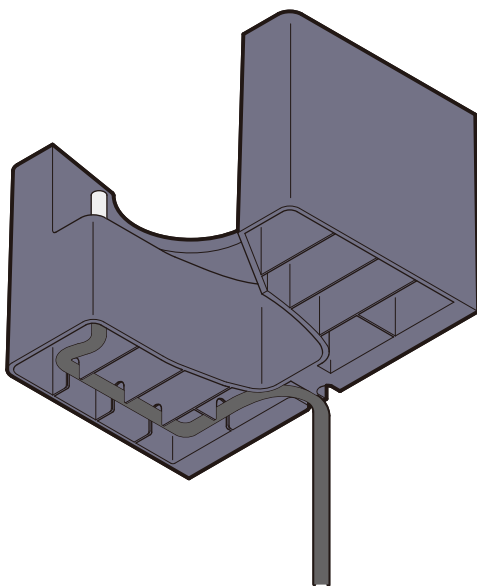
5



6



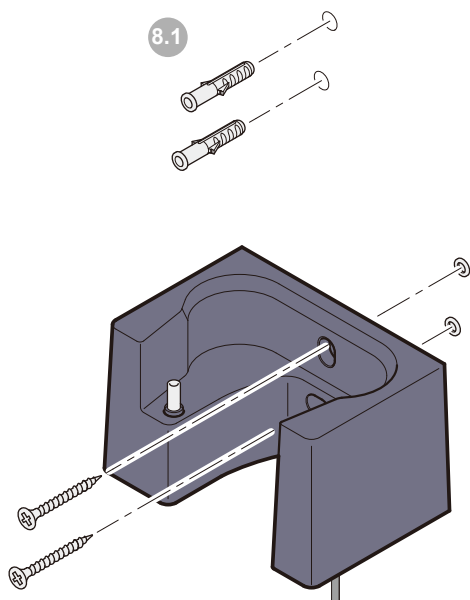
7



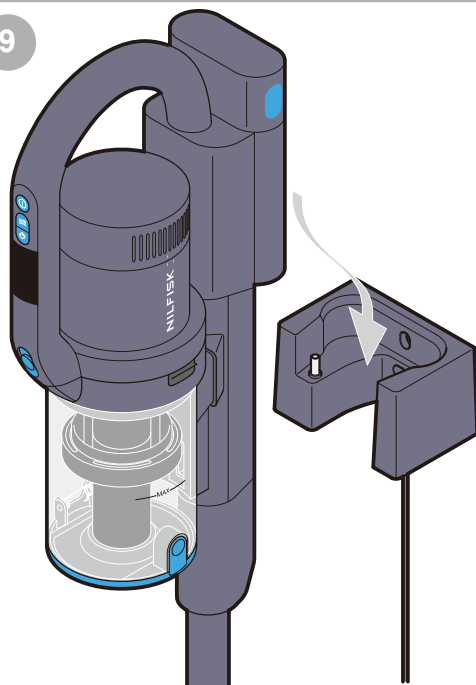


8

8.1

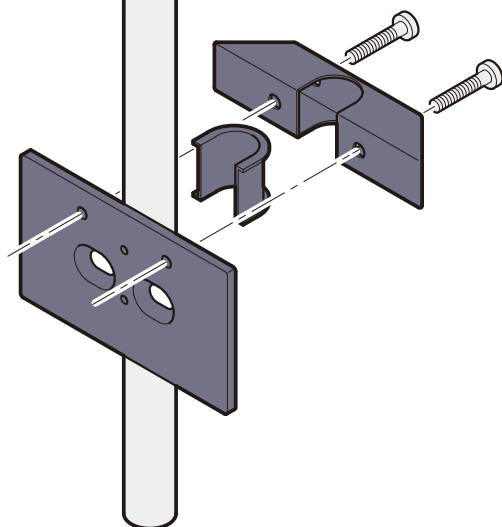


9

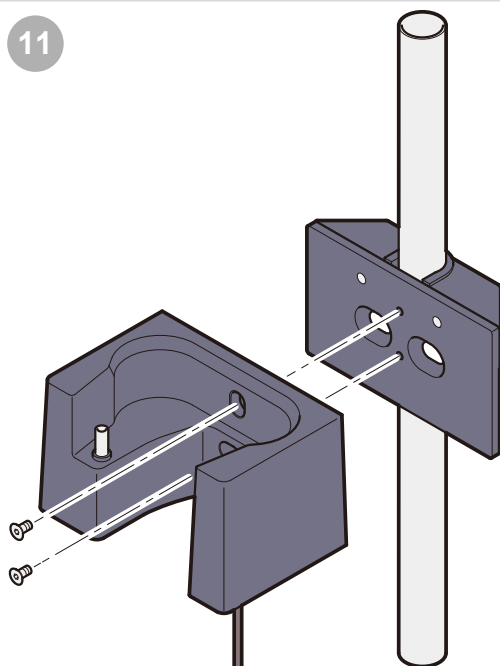


10

Round Extrusion

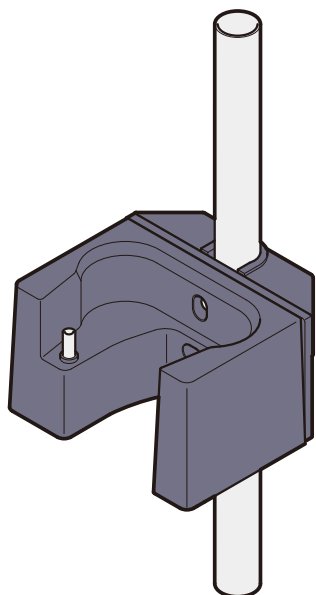


11

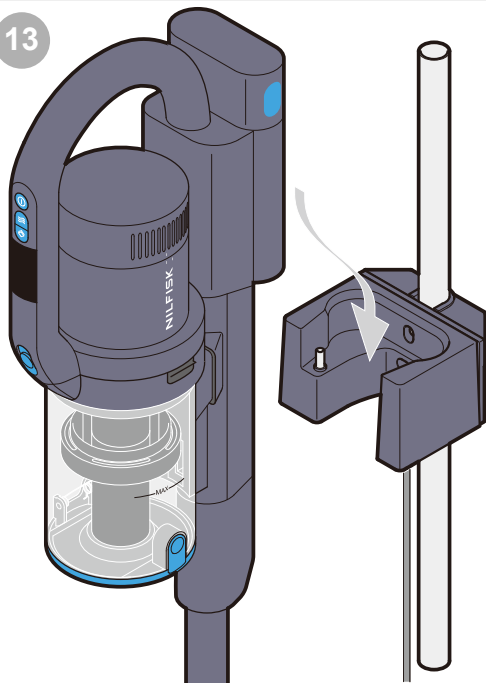




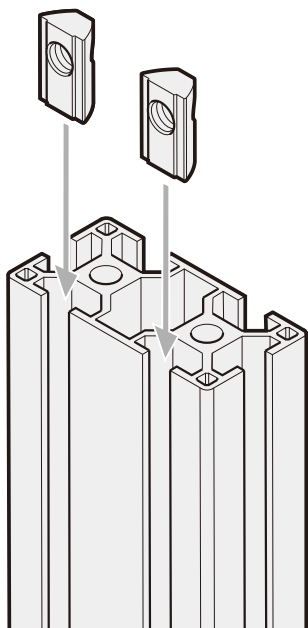
12



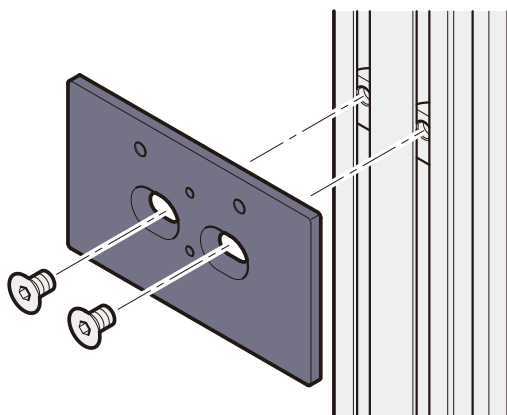
13



14



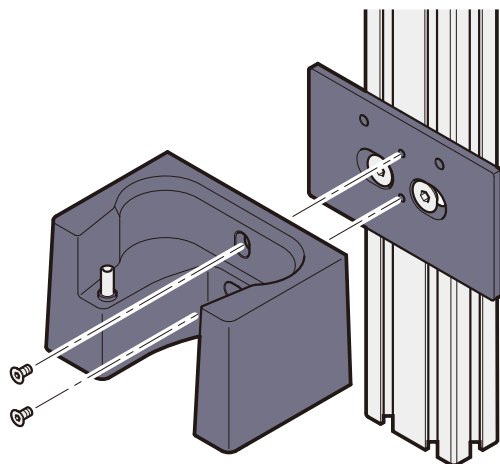
15



A



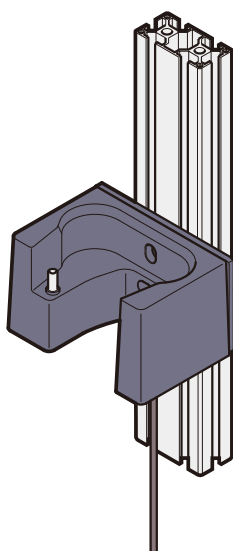
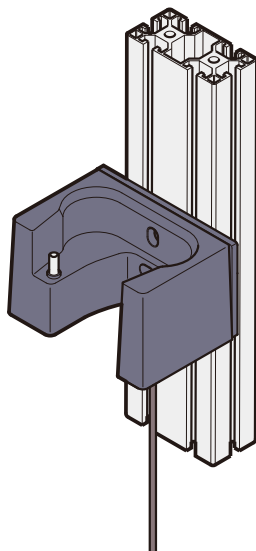
16



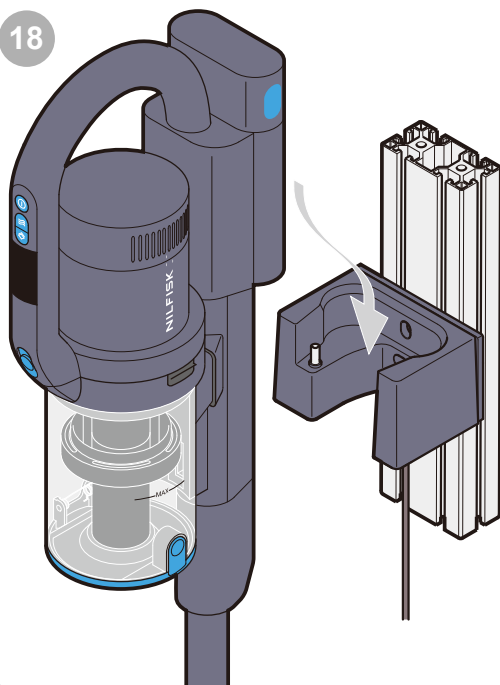
17

4080 Extrusion

3060 Extrusion




18



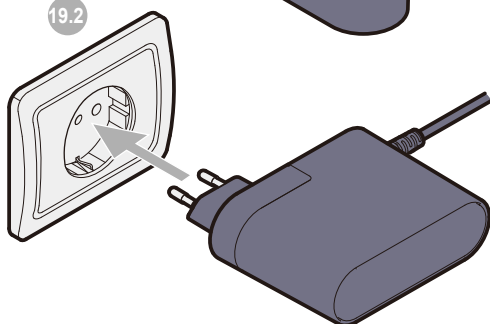
19

19.1

CLICK



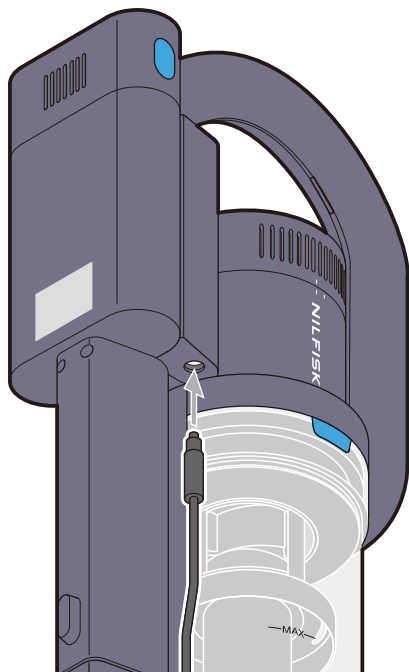
19.2



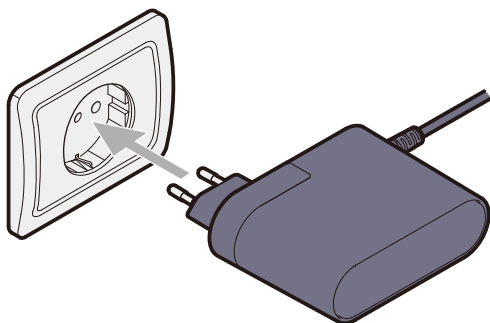
B



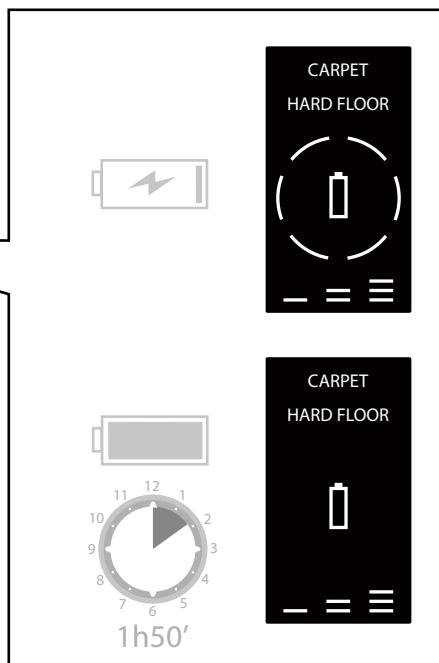
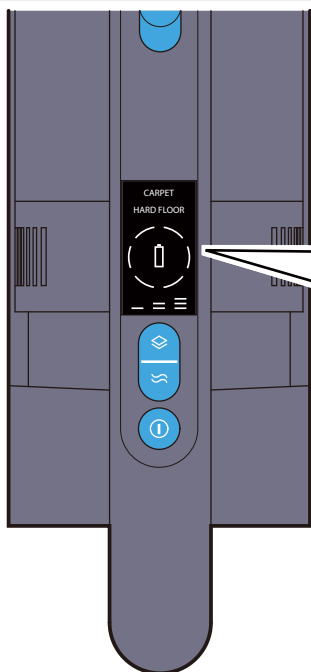
1



2



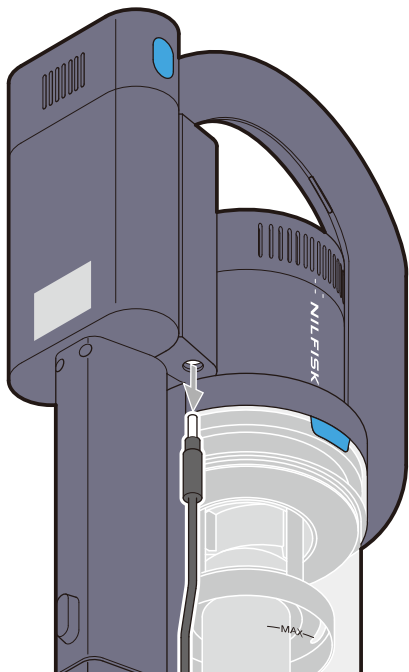
3



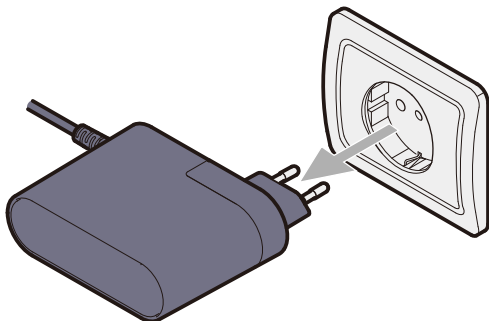
C



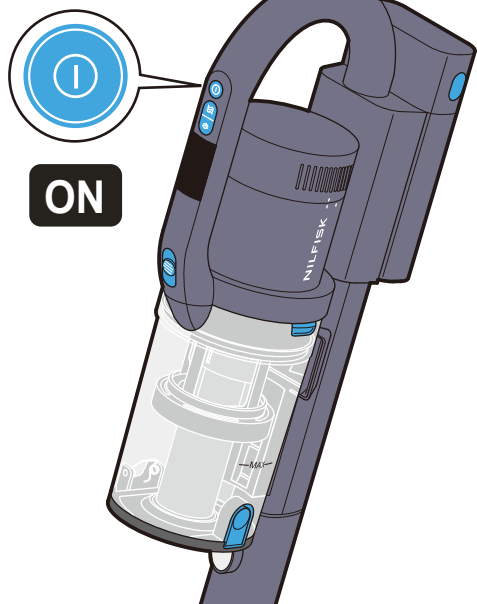
1



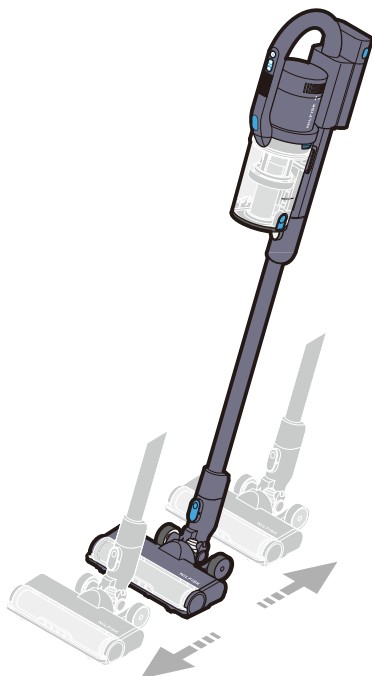
2



3



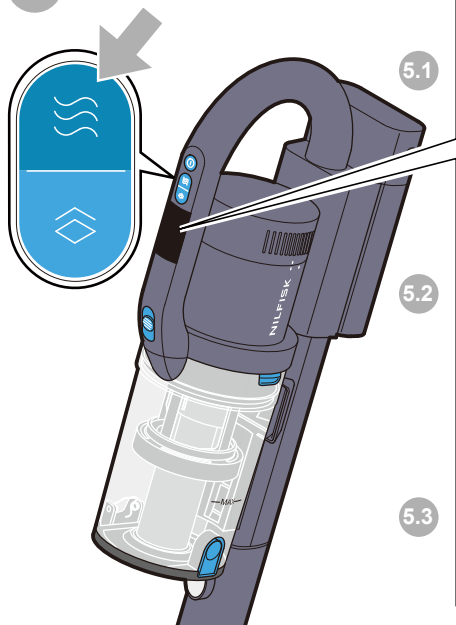
4



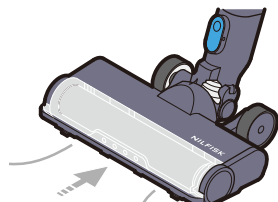

C



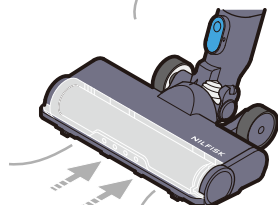

5



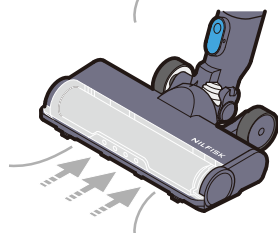

5.1



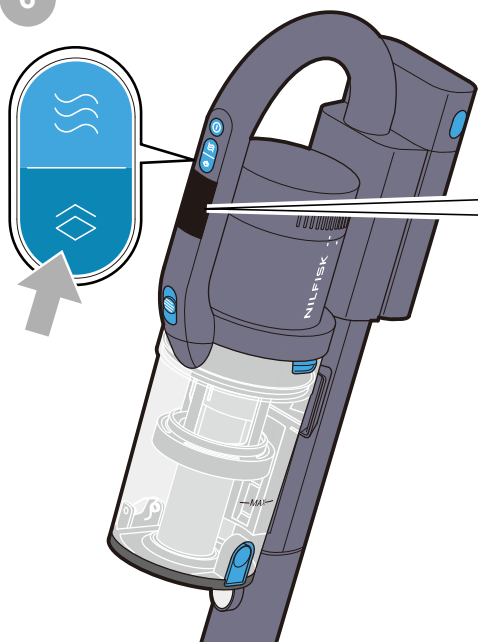
5.2



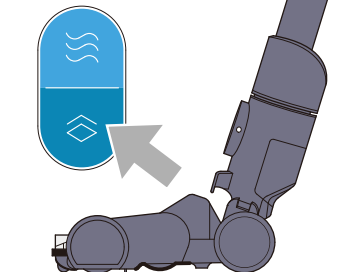

5.3



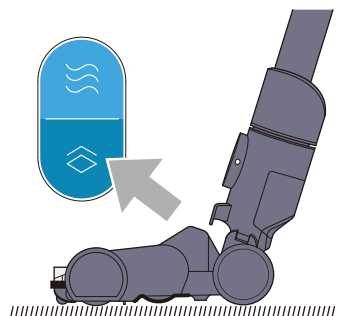

6



6.1



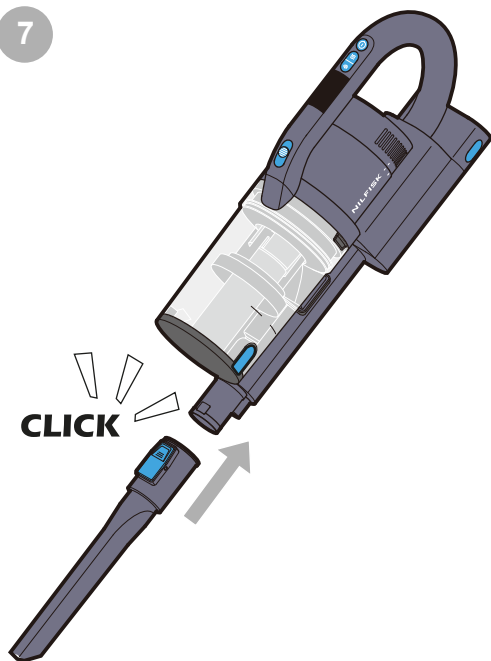
6.2



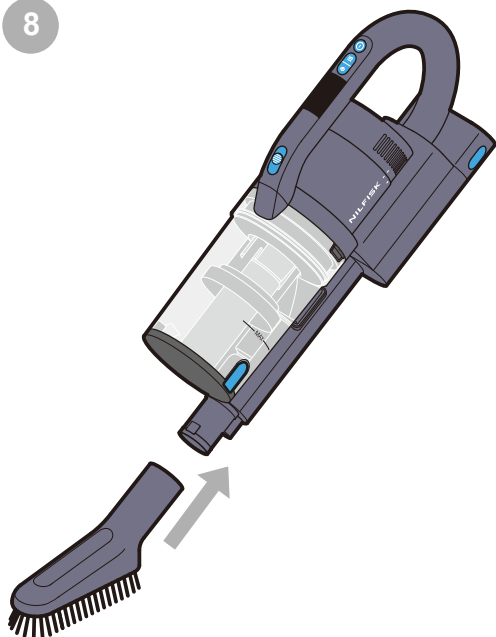
C



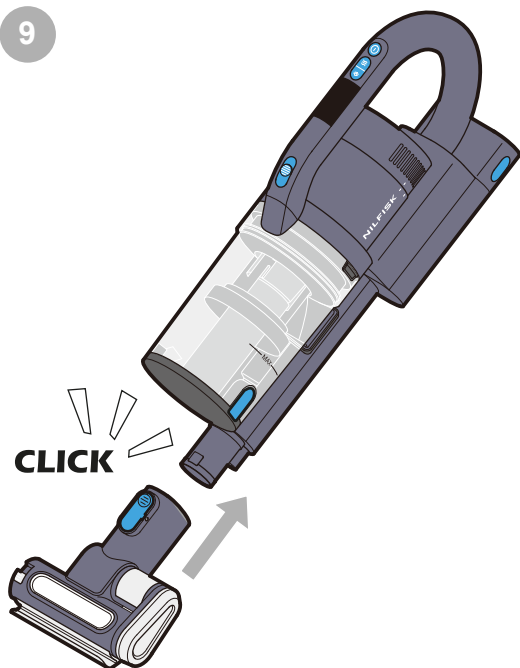
7



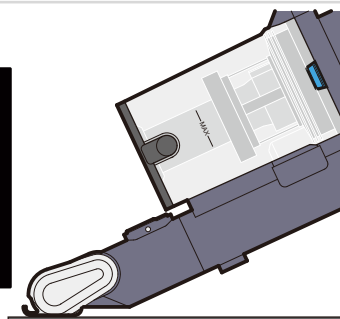

8



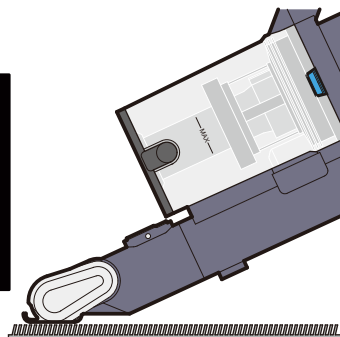
9



9.1

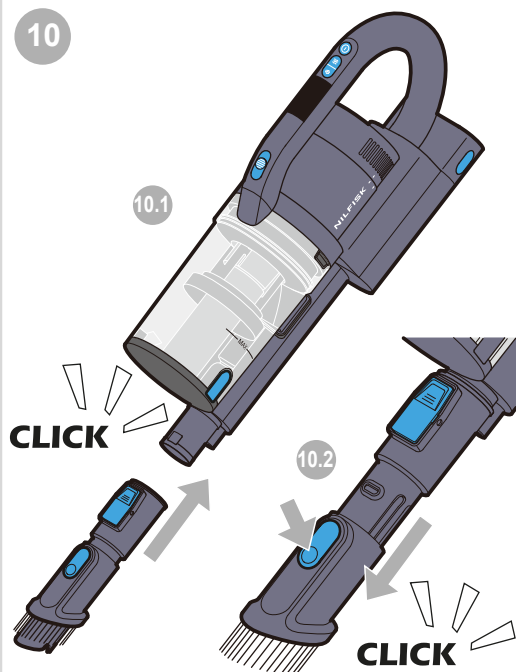


9.2

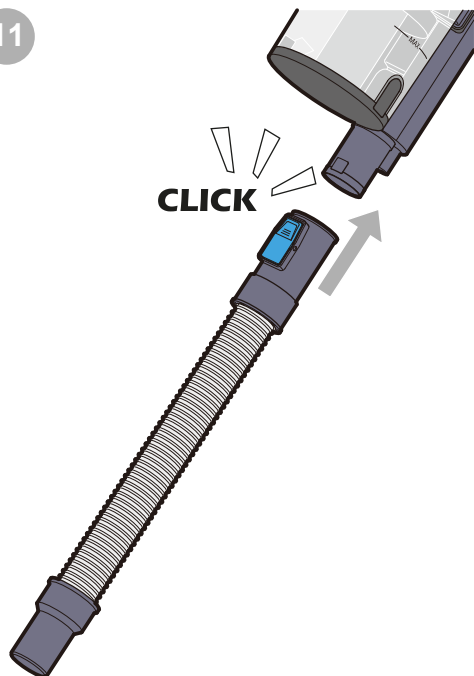




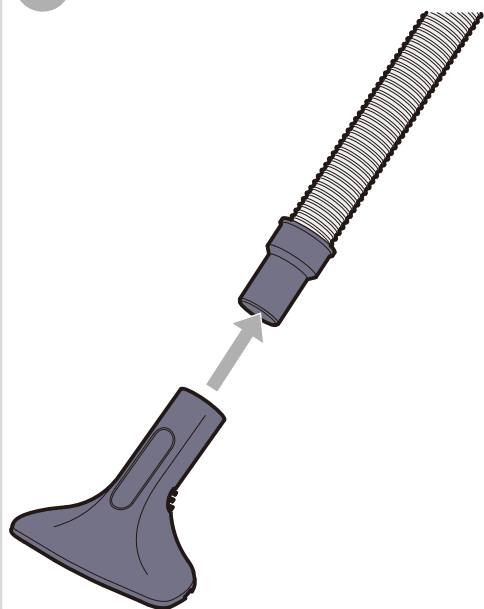
10



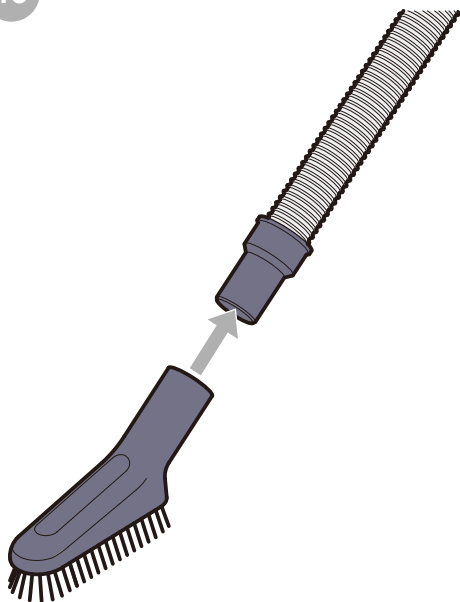
11



12



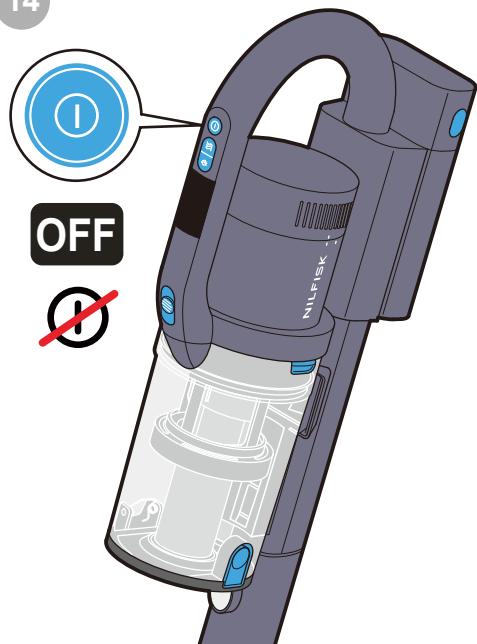
13



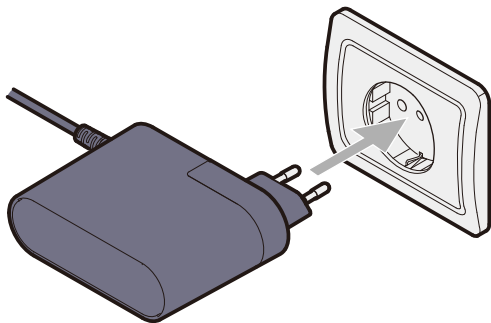
C



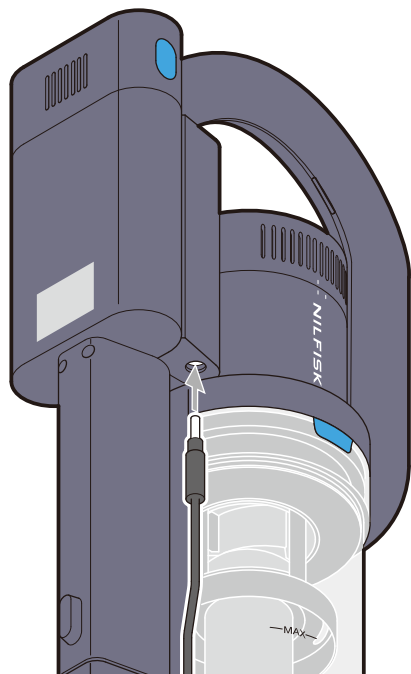
14



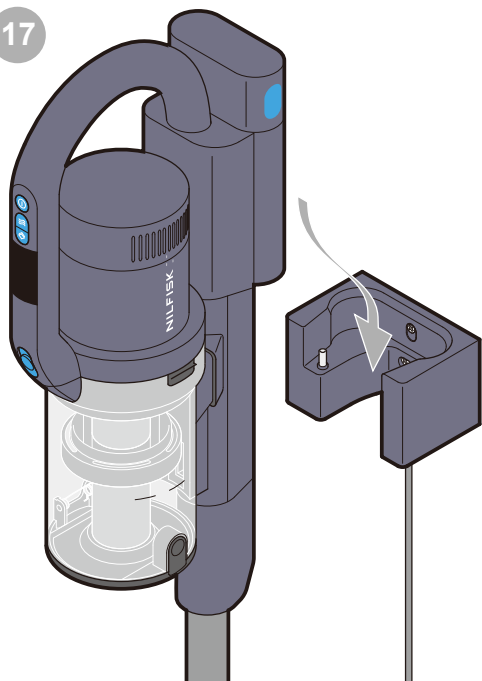
15



16



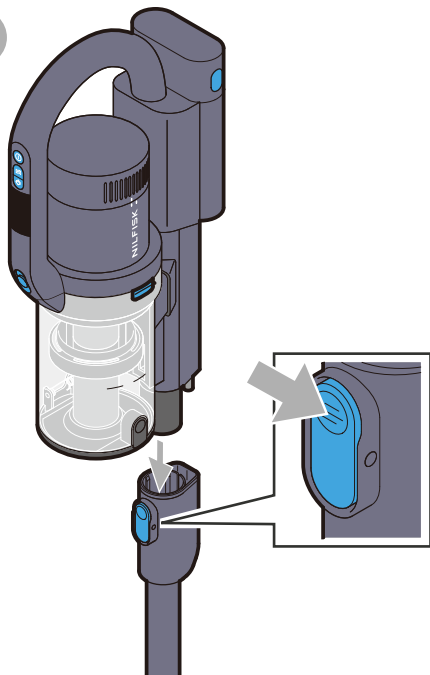
17



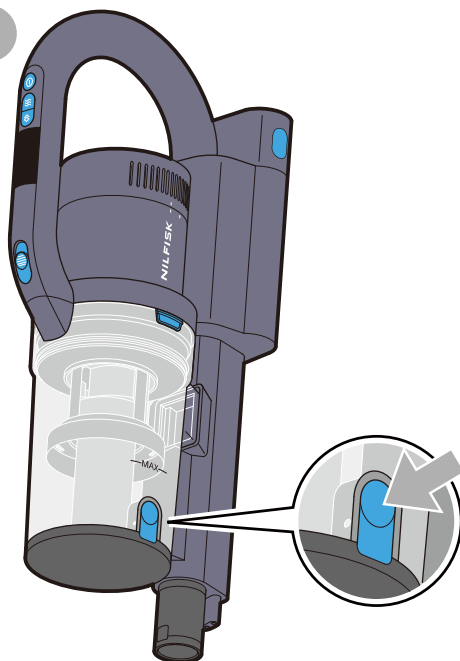
D




1



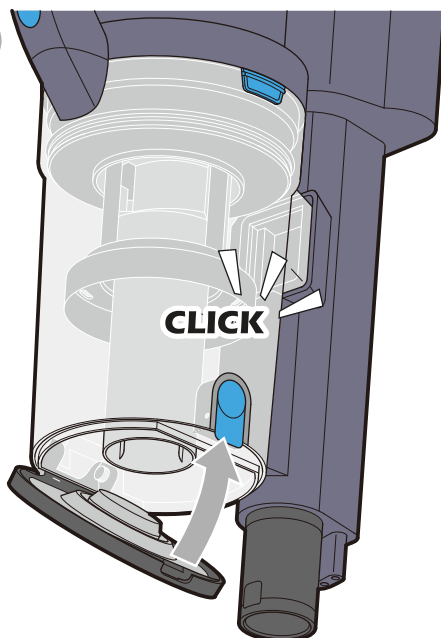
2



3

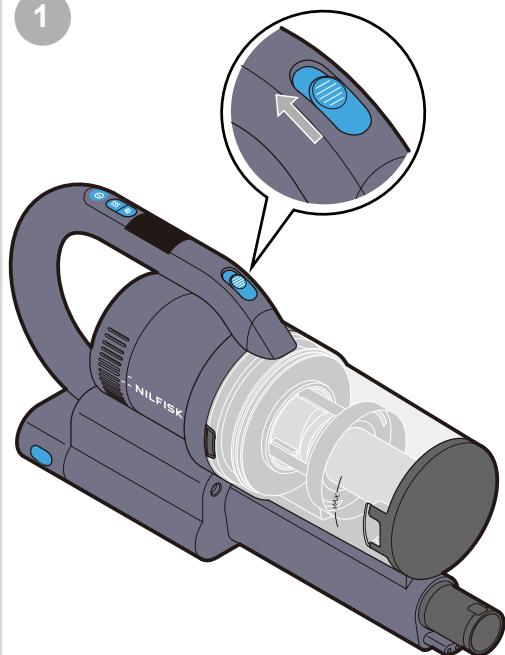


4





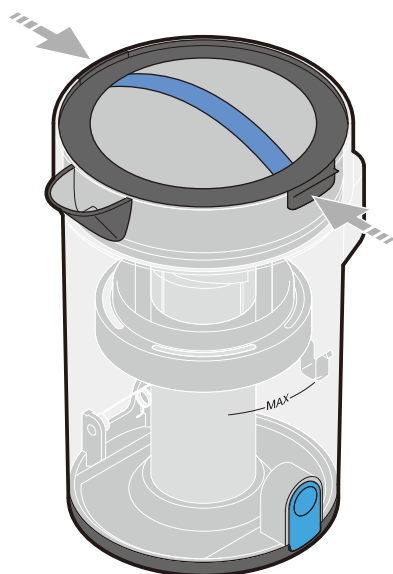
1



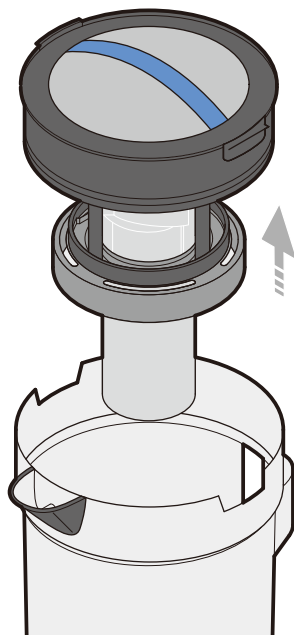
2



3



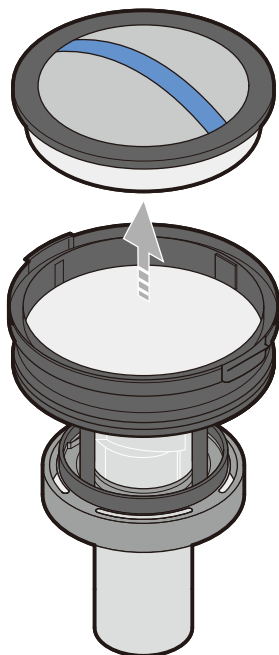
4



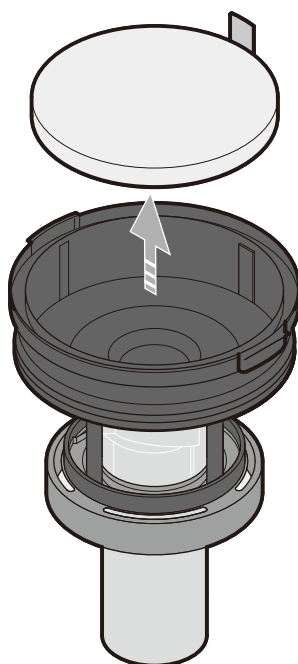
E



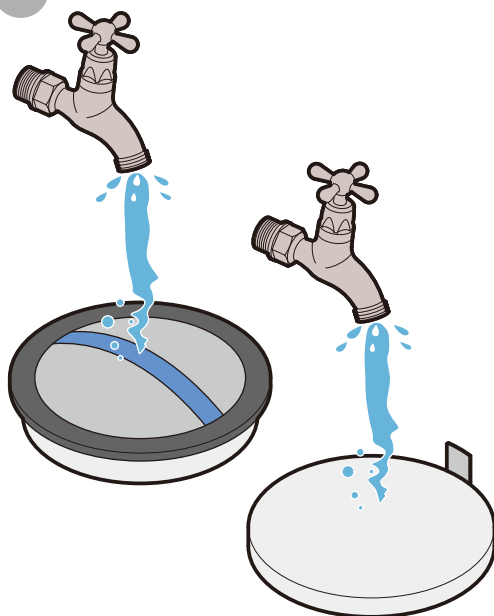
5



6



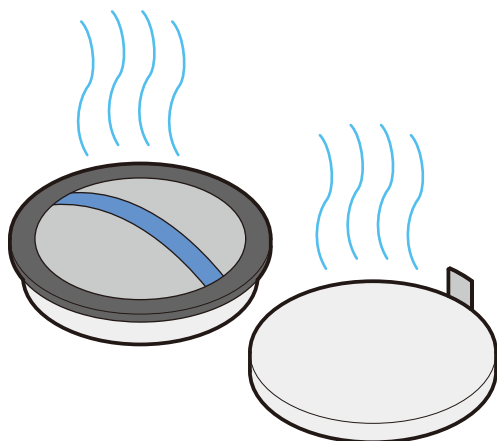
7



8



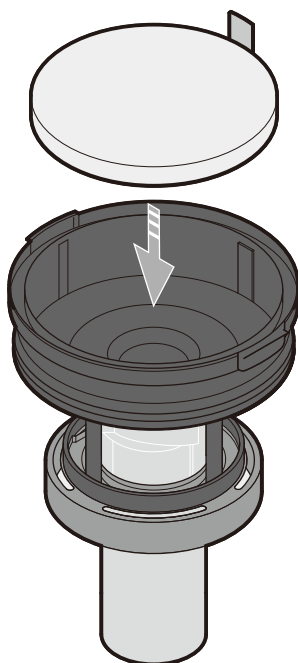
12hrs



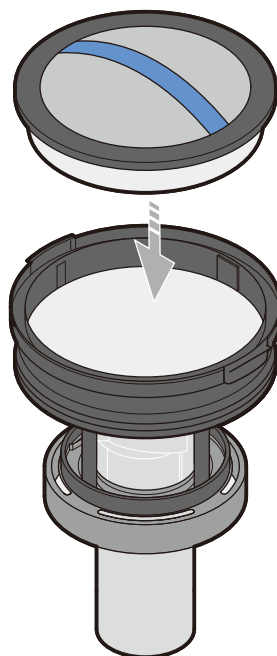
E



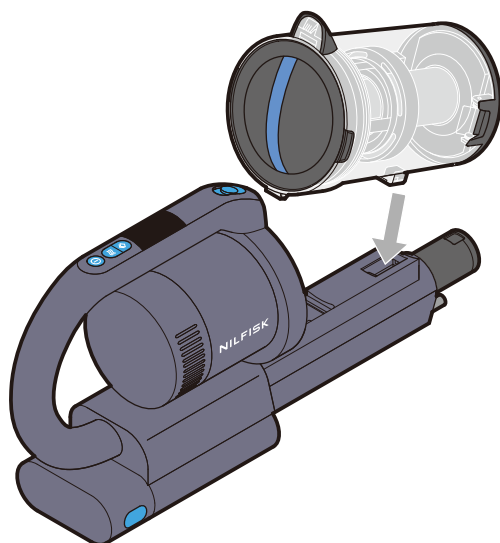
9



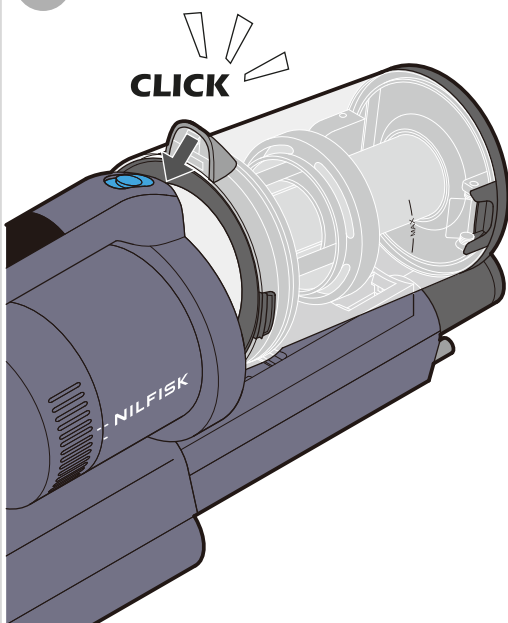
10



11

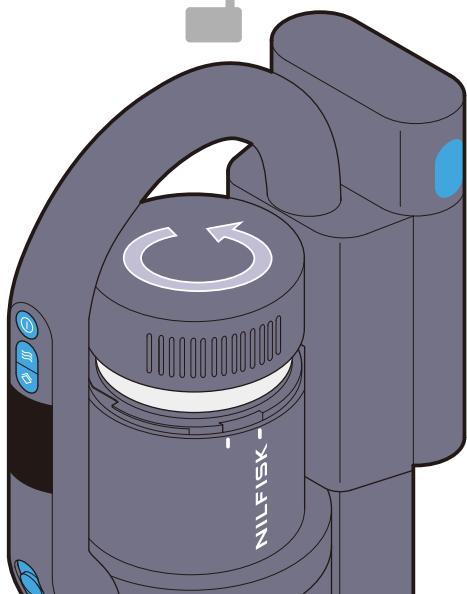


12

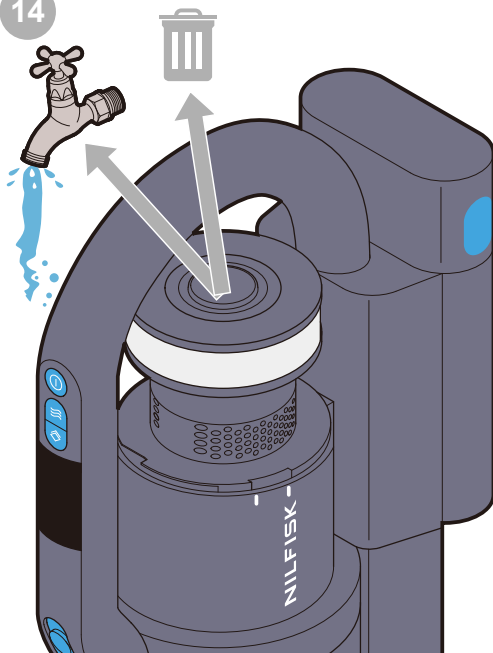





13



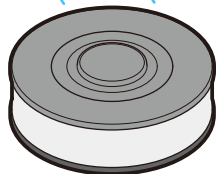
14



15

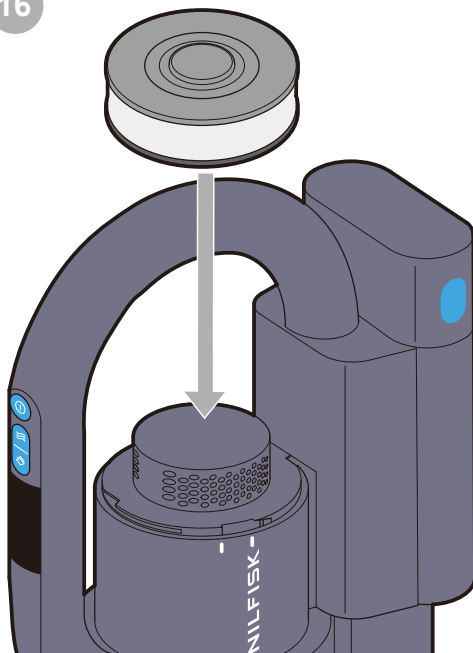


12hrs



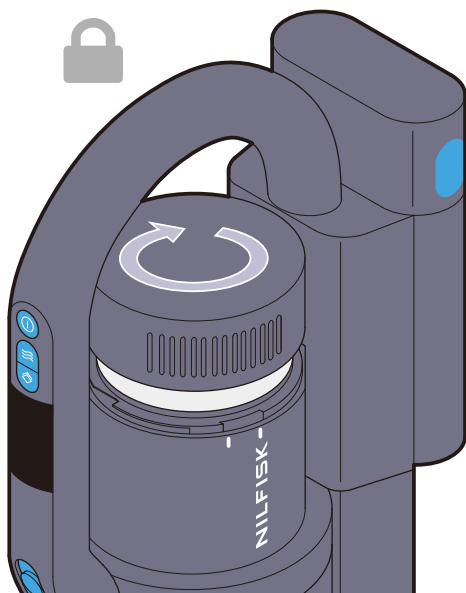
16

HEPA 14

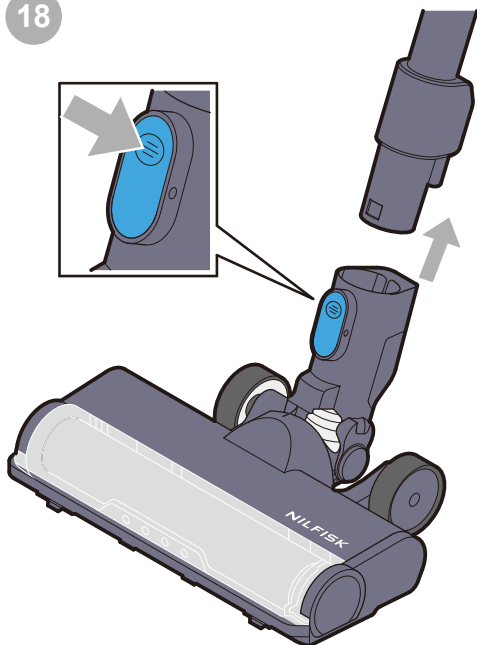
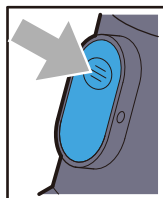




17

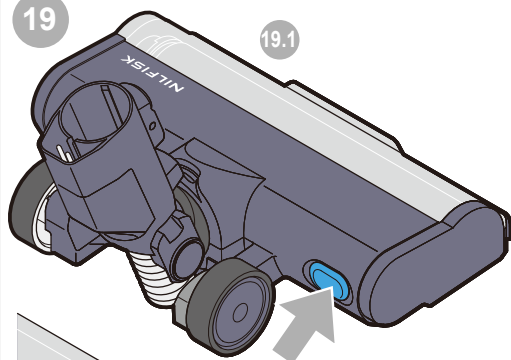


18

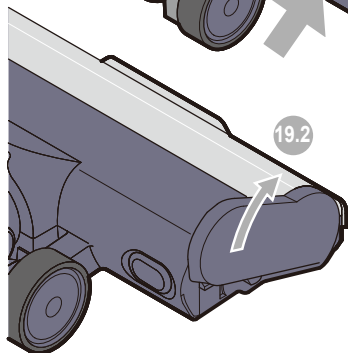


19

19.1

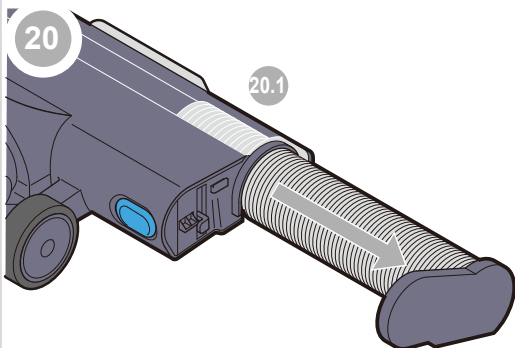


19.2

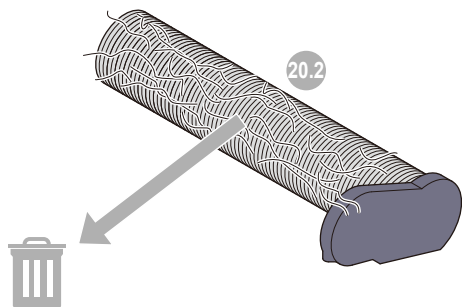


20

20.1

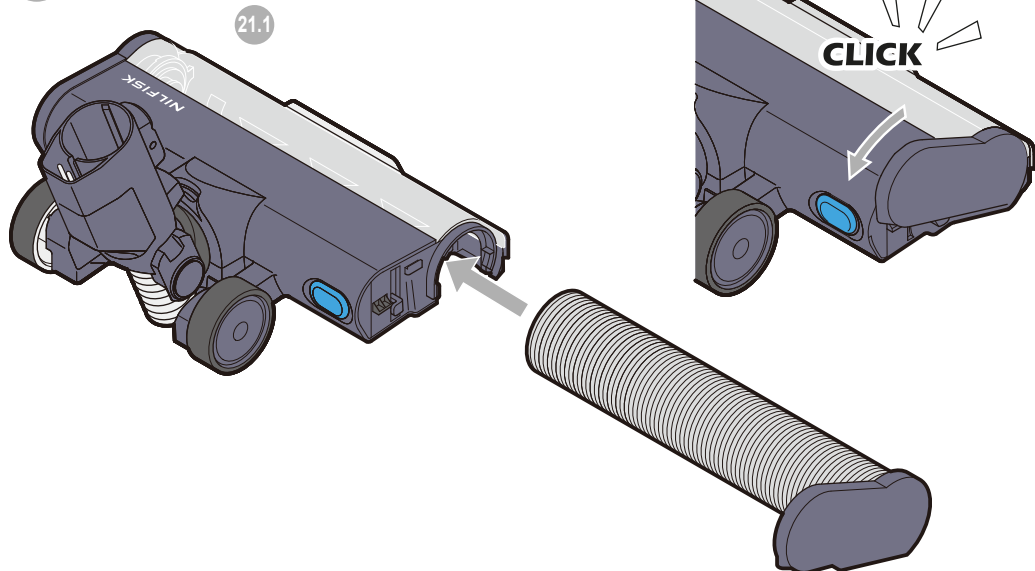


20.2

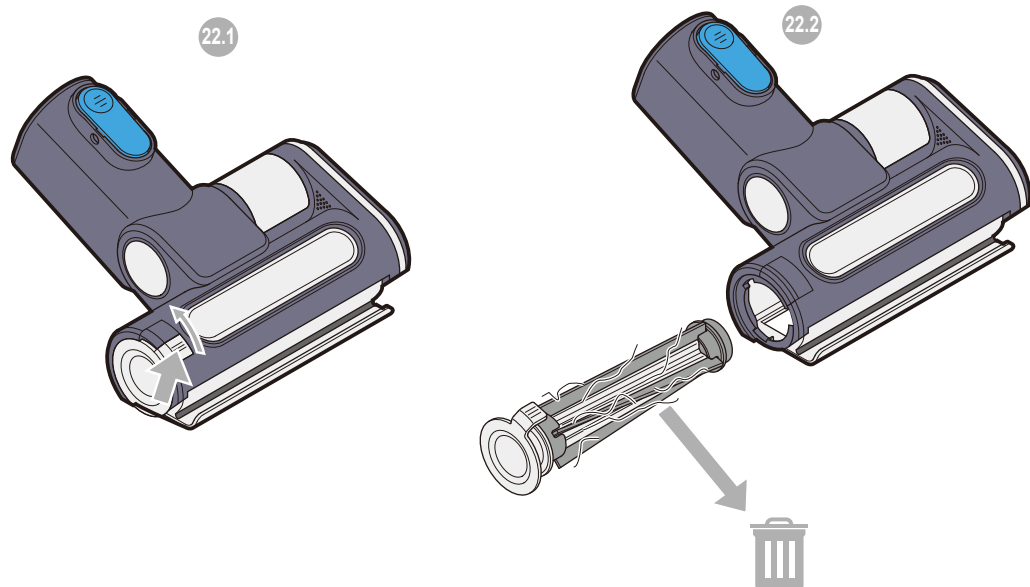




21

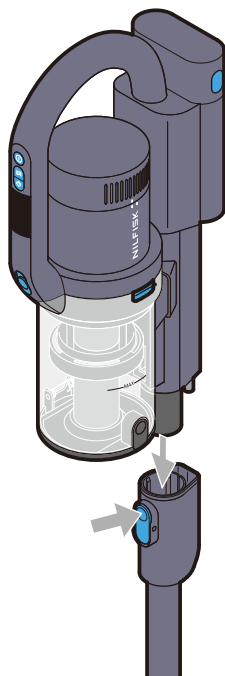


22

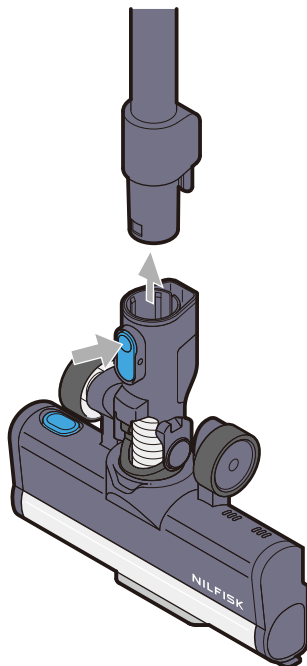




1

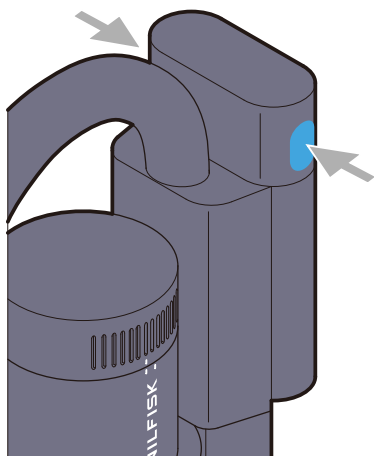


2

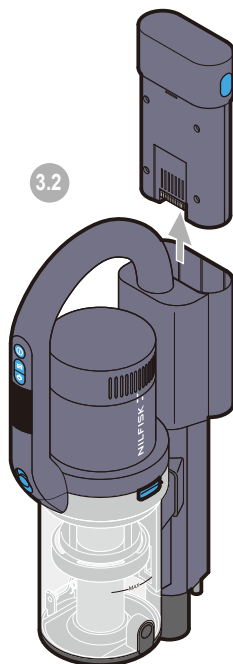


3

3.1



3.2



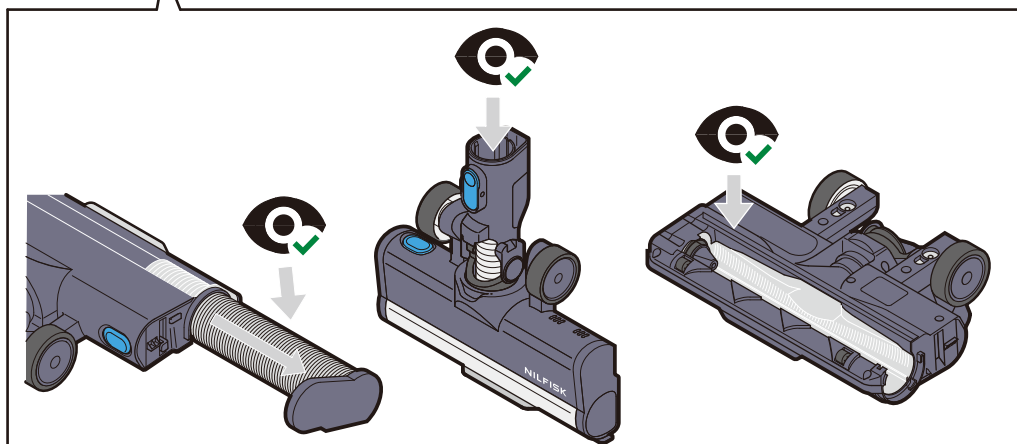
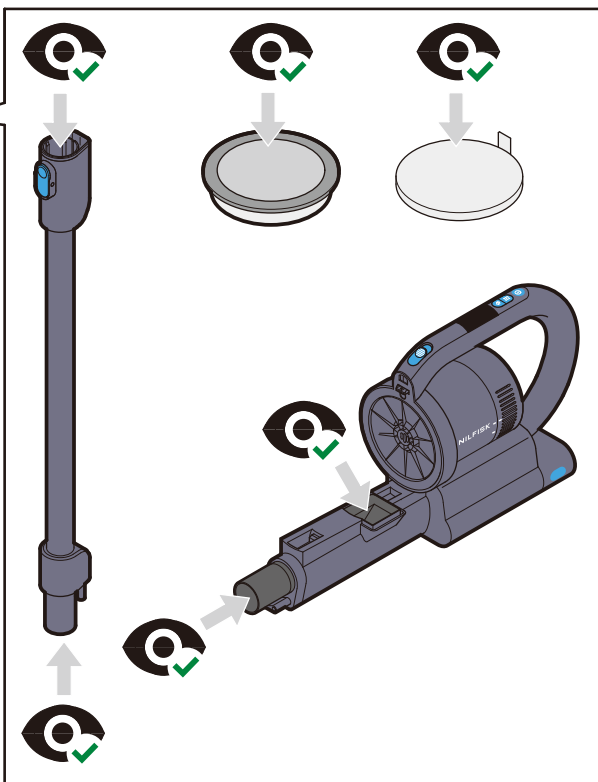

Li-ion



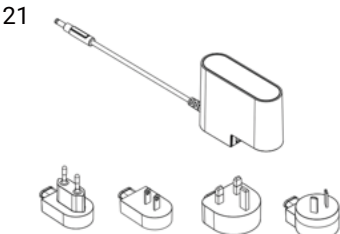
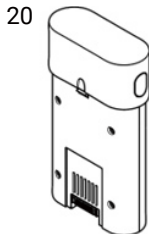
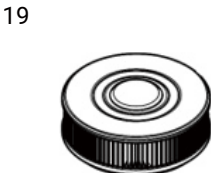
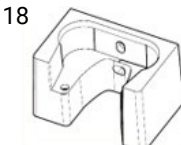
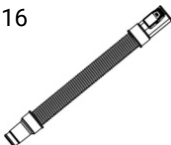

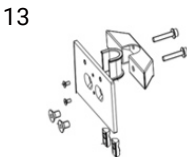
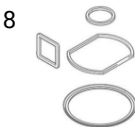
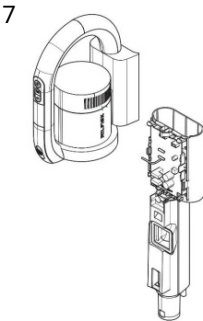
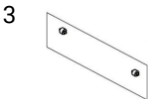
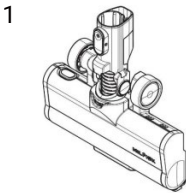
G



1



Spare parts




Safety Instructions (Original instructions)



Before first use of the machine, read the instructions carefully. Failure to follow the warnings and instructions may result in electric shock, fire and/or serious injury. Save instructions for later use.



Safety instructions marked with this symbol must be observed to prevent personal injury or serious damage to property.

 This symbol means detachable power supply part. Part of the appliance the output of which is intended to be detachable from the class III construction part of the appliance.

Intended use

This machine is intended for commercial use, for example in hotels, schools, hospitals, factories, shops, offices and rental businesses.

WARNING!

This machine is not intended for use by persons (including children) with reduced physical, sensory or mental capabilities, or lack of experience and knowledge. Children should be supervised to ensure that they do not play with the appliance.

WARNING!

Operators shall be adequately instructed on the use of these machines.

WARNING!

Use only safety extra low voltage power supply provided with the appliance. This appliance contains batteries that are only replaceable by skilled persons. This machine is for dry use only. Do not use for wet pick-up. This machine is not intended for the suction of hazardous materials or gas, doing so may expose people to serious health risks. Do not pick up sharp objects such as needles or pieces of glass. Do not pick up anything that is burning or smoking such as cigarettes, matches or hot ashes. Do not use without filters in place. Do not use the machine if it appears faulty. Have the machine inspected by an authorized service center. If the machine has been dropped, damaged, left outdoors or has been exposed to water. No changes or modifications to the mechanical or electrical safety devices should be made. All repairs must be carried out by an authorized service center.

WARNING!

For the purposes of recharging the battery, only use the detachable supply unit provided with this appliance.

WARNING!

Risk Of Injury. Brush May Start Unexpectedly. Machine shall be disconnected from its power source before cleaning or maintenance and when replacing parts or converting the machine to another function: safely disconnecting at least the B+ or B- pole of the battery or an equivalent method (disconnecting device).

WARNING!

The vacuum cleaner must be disconnected from the charging station and batteries must be run flat before removing the battery pack. Press the release button to remove the battery pack from the unit.

WARNING!

Do not mutilate or incinerate the battery pack, as it will explode at high temperatures.

WARNING!

Risk of fire or serious injury: Never touch both terminals of a battery pack with metal objects and/or body parts as a short circuit may occur. Do not attempt to destroy or disassemble a battery pack or remove any of its components. Batteries must be recycled or disposed properly. Keep battery packs away from children.

WARNING!

Prevent unintentional starting. Ensure the switch is in the off-position before connecting to battery pack, picking up or carrying the appliance. Carrying the appliance with your finger on the switch or energizing appliance that have the switch on invites accidents. Disconnect the battery pack from the appliance before making any adjustments, changing accessories, or storing appliance. Such preventive safety measures reduce the risk of starting the appliance accidentally. When battery pack is not in use, keep it away from other metal objects, like paper clips, coins, keys, nails, screws or other small metal objects, that can make a connection from one terminal to another. Shorting the battery terminals together may cause burns or a fire. Under abusive conditions, liquid may be ejected from the battery; avoid contact. If contact accidentally occurs, flush with water. If liquid contacts eyes, additionally seek medical help. Liquid ejected from the battery may cause irritation or burns. Do not use a battery pack or appliance that is damaged or modified. Damaged or modified batteries may exhibit unpredictable behavior resulting in fire, explosion or risk of injury. Do not expose a battery pack or appliance to fire or excessive temperature. Exposure to fire or temperature above 130°C (266°F) may cause explosion. Follow all charging instructions and do not charge the battery pack or appliance outside of the temperature range specified in the instructions. Charging improperly or at temperatures outside of the specified range may damage the battery and increase the risk of fire. Have servicing performed by a qualified repair person using only identical replacement parts. This will ensure that the safety of the product is maintained. Do not modify or attempt to repair the appliance or the battery pack (as applicable) except as indicated in the instructions for use and care.

For use only with Battery VU200

For use only with charger S

Ambient temperature range for battery charging: 4°C~40°C

Ambient temperature range for battery use: -17°C~75°C

Ambient temperature range for battery storage: -20°C~25°C

CAUTION

This machine is for indoor use only.

CAUTION

This machine shall be stored indoors only.

Transportation

Only carry the machine by the handle. For transportation in vehicles, secure the machine against slipping and tilting in accordance with the valid guidelines.

Maintenance and care

Before all maintenance and care work, always remove the battery pack from the machine. All maintenance and repair work which requires the motor housing to be opened must always be carried out by an authorized service center. Always use original Nilfisk spare parts. Use impermeable bags to dispose of components that cannot be cleaned. Observe the applicable disposal provisions! Keep the contacts on machine, charger and battery pack clean.

Product disposal

Before discarding the product, the rechargeable battery pack must be removed and recycled in accordance with federal and local laws, as outlined below.

Liability

Nilfisk accepts no liability for any damage resulting from any improper or wrongful use. Please refer to our website at www.nilfisk.com for further instructions and information on use.

Spare Part List

No.	Part number	Qty	Description
1	128389493	1	Active Nozzle VU200 dark blue
2	128389494	1	Tube dark blue
3	128389466	1	2x Small wheels
4	128389501	1	Dust bin module bright blue without label
5	128389469	1	Cyclone filter module black
6	128389467	1	Dust Bin filter
7	128389495	1	Main body module dark blue
8	128389474	1	Seal Rings
9	128389496	1	Hard floor roller VU200
10	128389497	1	Carpet roller VU200
11	128389446	1	Crevice tool S black
12	128389448	1	Combi brush S black
13	128389500	1	Hook and brackets
14	128389450	1	Sofa Brush S black
15	128389451	1	Brush S black
16	128389452	1	Flexible hose S black
17	128389454	1	Active brush S black
18	128389456	1	Wall mount S black
19	128389457	1	HEPA 14
20	128389498	1	Battery VU200
21	128389499	1	Charger S and plugs

Technical Data

Color	Dark blue
Plug type	EU/AU/UK/US
Voltage/frequency (V)	29.6
Battery run time ECO (min)	60
Battery run time normal (min)	25
Battery run time Turbo (min)	12
Max. power (W)	550
Battery capacity (mAh)	2500
Battery type	Li-ion
Battery power (W)	32 Max
Charging time (min)	1hr 50min
Container capacity (L)	0.8
Length x width x height (mm)	859.5 x 244.5 x 194
Weight (kg)	6.95
Sound pressure level as per EN 60335-2-69/uncertainty K	≤ 76 dB/2 dB
Sound power level as per EN 60335-2-69/uncertainty K	≤ 82 dB(A)/2 dB(A)
Vibration value as per EN 60335-2-69/uncertainty K	Handle < 2.5 m/s ² /1.5 m/s ²

NILFISK

FCC Supplier's Declaration of Conformity

47 CFR § 2.1077 Compliance Information

Unique Identifier: VAC - Commercial - Battery

Type: VU200

Responsible Party – U.S. Contact Information:

Nilfisk, Inc
9435 Winnetka Ave N
Brooklyn Park
Minnesota
MN-55442
USA

www.nilfisk.com

FCC Compliance Statement

This device complies with part 15 of the FCC rules. Operation is subject to the following two conditions: (1) This device may not cause harmful interference, and (2) this device must accept any interference received, including interference that may cause undesired operation. Users are not permitted to make changes or modify the device in any way. Changes or modifications not expressly approved by Nilfisk, Inc. will void the users authority to operate the equipment.

Brooklyn Park
Jan 13, 2025

A handwritten signature in black ink, reading "Jamie O'Neill". The signature is fluid and cursive, with the first name "Jamie" and last name "O'Neill" clearly distinguishable.

Jamie O'Neill
Senior Vice President, USFC Sales, EMEA Americas Sales

NILFISK

IC Supplier's Declaration of Conformity

ICES-Gen

Unique Identifier: VAC - Commercial - Battery

Type: VU200

Responsible Party – Contact Information:

Nilfisk Canada Company
240 Superior Boulevard
Mississauga
Ontario
L5T 2L2
Canada

www.nilfisk.com

IC Compliance Statement

This device complies with Industry Canada ICES-003. Operation is subject to the following two conditions:

(1) This device may not cause harmful interference, and (2) this device must accept any interference received, including interference that may cause undesired operation.

Mississauga
Jan 13, 2025



Steven Surtel
General Manager

HEAD QUARTER

DENMARK

Nilfisk A/S, Marmørvej 8
DK-2100 Copenhagen Ø
Tel.: (+45) 4323 8100
www.nilfisk.com

SALES COMPANIES

ARGENTINA

Nilfisk Argentina
Tel.: (+54) 11 6091 1576
www.nilfisk.com.ar

AUSTRALIA

Nilfisk Pty Ltd
Tel.: (+61) 2 98348100
www.nilfisk.com.au

AUSTRIA

Nilfisk GmbH
Tel.: (+43) 662 456 400 90
www.nilfisk.at

BELGIUM

Nilfisk n.v.s.a.
Tel.: (+32) 24 67 60 50
www.nilfisk.be

BRAZIL

Nilfisk do Brasil
Tel.: (+11) 3959-0300 / 3945-4744
www.nilfisk.com.br

CANADA

Nilfisk Canada Company
Tel.: (+1) 800-668-8400
www.nilfisk.ca

CHILE

Nilfisk S.A. (Comercial KCS Ltda)
Tel.: (+56) 2684 5000
www.nilfisk.cl

CHINA

Nilfisk
Tel.: (+86) 21 3323 2000
www.nilfisk.cn

CZECH REPUBLIC

Nilfisk s.r.o.
Tel.: (+420) 244 090 912
www.nilfisk.cz

DENMARK

Nilfisk Danmark A/S
Tel.: 72 18 21 20
www.nilfisk.dk

FINLAND

Nilfisk Oy Ab
Tel.: (+358) 207 890 600
www.nilfisk.fi

FRANCE

Nilfisk SAS
Tel.: (+33) 169 59 87 00
www.nilfisk.fr

GERMANY

Nilfisk GmbH
Tel.: (+49) (0)7306/72-444
www.nilfisk.de

GREECE

Nilfisk A.E.
Tel.: (30) 210 9119 600
www.nilfisk.gr

HOLLAND

Nilfisk B.V.
Tel.: (+31) 036 5460760
www.nilfisk.nl

HONG KONG

Nilfisk Ltd.
Tel.: (+852) 2427 5951
www.nilfisk.com

HUNGARY

Nilfisk Kft.
Tel.: (+36) 24 475 550
www.nilfisk.hu

INDIA

Nilfisk India Limited
Tel.: (+91) 22 6118 8188
www.nilfisk.in

IRELAND

Nilfisk
Tel.: (+35) 3 12 94 38 38
www.nilfisk.ie

ITALY

Nilfisk SpA
Tel.: (+39) (0) 377 414021
www.nilfisk.it

JAPAN

Nilfisk Inc.
Tel.: (+81) 45548 2571
www.nilfisk.com

MALAYSIA

Nilfisk Sdn Bhd
Tel.: (60) 3603 627 43 120
www.nilfisk.com

MEXICO

Nilfisk de Mexico, S. de R.L. de C.V.
Tel.: (+52) (442) 427 77 00
www.nilfisk.com

NEW ZEALAND

Nilfisk Limited
Tel.: (+64) 9 414 1996
www.nilfisk.com

NORWAY

Nilfisk AS
Tel.: (+47) 22 75 17 80
www.nilfisk.no

PERU

Nilfisk S.A.C.
Tel.: (511) 435-6840
www.nilfisk.com

POLAND

Nilfisk Sp. Z.O.O.
Tel.: (+48) 22 738 3750
www.nilfisk.pl

PORTUGAL

Nilfisk Lda.
Tel.: (+351) 21 911 2670
www.nilfisk.pt

SINGAPORE

Den-Sin
Tel.: (+65) 6268 1006
www.densin.com

SLOVAKIA

Nilfisk s.r.o.
Tel.: (+421) 910 222 928
www.nilfisk.sk

SOUTH AFRICA

Nilfisk (Pty) Ltd
Tel.: +271 18014600
www.nilfisk.co.za

SOUTH KOREA

Nilfisk Korea
Tel.: (+ 82) 2 3474 4141
www.nilfisk.co.kr

SPAIN

Nilfisk S.A.
Tel.: (34) 93 741 2400
www.nilfisk.es

SWEDEN

Nilfisk AB
Tel.: (+46) 31 706 73 00
www.nilfisk.se

SWITZERLAND

Nilfisk AG
Tel.: (+41) 71 92 38 444
www.nilfisk.ch

TAIWAN

Nilfisk Ltd
Tel.: (+88) 6227 00 22 68
www.nilfisk.tw

THAILAND

Nilfisk Co. Ltd.
Tel.: (+66) 2275 5630
www.nilfisk.co.th

TURKEY

Nilfisk A.S.
Tel.: +90 216 466 94 94
www.nilfisk.com.tr

UNITED ARAB EMIRATES

Nilfisk Middle East Branch
Tel.: (+971) (0) 655-78813
www.nilfisk.com

UNITED KINGDOM

Nilfisk Ltd.
Tel.: (+44) (0) 1768 868995
www.nilfisk.co.uk

UNITED STATES

Nilfisk, Inc.
Tel.: (+1) 800-989-2235
www.nilfisk.com

VIETNAM

Nilfisk Vietnam
Tel.: (+84) 761 5642
www.nilfisk.com