

AprilAire®

Ventilation

QUICK START GUIDE

Model V22BEC

Energy Recovery Ventilator

⚠ WARNING

- **ATTENTION INSTALLER:** Read this manual before installing. Improper installation or maintenance may cause property damage or injury. It is recommended that installation, service, and maintenance be performed by a trained service technician. This product must be installed in compliance with all local, state, and federal codes.
- **ELECTRIC SHOCK HAZARD:** 120 volts may cause serious injury from electric shock. Disconnect electrical power to the HVAC system and ventilator before starting installation or servicing. Leave power disconnected until installation/service is completed.
- Inhalation of toxic gases or fumes can be harmful. The fresh air intake must be mounted in a location away from sources of dangerous toxic gases. All ducting systems must be separate from other household exhaust systems.
- Insufficient combustion air may cause toxic conditions. The unit must not exhaust air from an enclosed room with combustion appliances.
- Excess negative or positive pressure may cause health problems or structural damage. The airflow must be balanced after installation.


⚠ CAUTION

- **SHARP EDGES MAY CAUSE INJURY FROM CUTS.** Use care when cutting and handling ductwork. Always wear glasses/goggles and gloves when installing the unit.
- Dropping may cause personal injury or equipment damage. Handle with care and follow installation instructions.

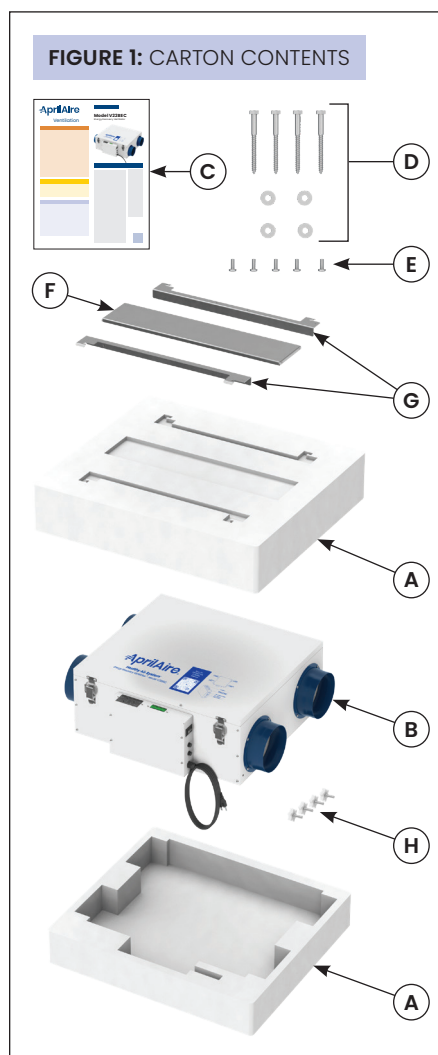
NOTICE

EQUIPMENT DAMAGE MAY OCCUR IF INSTALLATION INSTRUCTIONS ARE NOT FOLLOWED.

- Disconnect power to HVAC system during wiring to avoid electrical shorts.
- Screwing the brackets or any other hardware into any other location but the designated mount location may cause damage and invalidate the warranty.
- Do not force damper blades by hand, as damage to the product may occur.
- The fresh air duct from outside and to the house and the stale air duct from the unit to the outside must be fully insulated to prevent condensation from forming on the duct work.




CARTON CONTENTS



- A. Inner Pack
- B. Energy Recovery Ventilator
- C. Quick Start Guide
- Mounting Hardware**
- D. 4 Lag Bolts and Washers
- E. 6 Mounting Bracket Screws
- F. Mounting Bracket Brace
- G. Left and Right Mounting Brackets
- H. 4 Thumb Screws

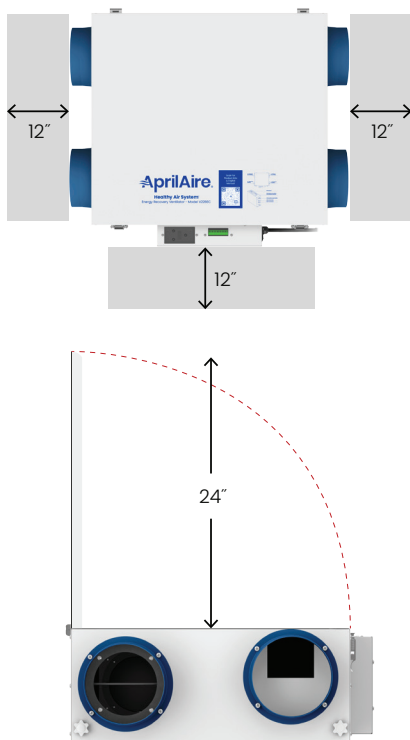
For full installation instructions, scan here:



LOCATION CONSIDERATIONS

- **Install Unit Indoors:** It is recommended that the unit be mounted in a conditioned space. If the unit is mounted in an area where the temperature may drop below 32°F or exceed 100°F, it is recommended that all duct work in the unconditioned space be insulated to prevent condensation.
- Unit can be mounted on the floor, wall, or ceiling. Select a location with sufficient strength and stability, such as beams, ceilings, or other sturdy structures capable of fully supporting the weight of the unit. The mounting bracket is predrilled for fastening to standard 16" O.C. or 24" O.C. stud spacing. See **FIGURE 2**.
- Ensure the proper weight-bearing capacity of the chosen mounting surface and material. Insufficient strength can lead to safety hazards, vibrations, and abnormal operating noises.
- **Ensure that there are no obstructions blocking the air passage around the installation site. Proper airflow is essential for optimal performance.**
- Provide ample clearance around the unit to facilitate maintenance and service activities. Allow a minimum of 24" clearance around the access door. Allow for 12" of clearance to access duct connections, on/off switch and wiring connections.

FIGURE 2: SERVICE CLEARANCES



10020204A • 11.23

© 2023 Aprilaire | aprilairerepartners.com | 800.334.6011

Aprilaire reserves the right to change specifications without notice.

LIMITED WARRANTY

Terms of Coverage

Your Aprilaire® Ventilator is expressly warranted to be free from defects in materials or workmanship for five (5) years from date of purchase.

What Is Covered

The exclusive obligation of Aprilaire under this Limited Warranty shall be, at the sole discretion of Aprilaire, to supply, without charge, a replacement for any component or product which is found to be defective. A defective part will be replaced pursuant to this Limited Warranty with a genuine Aprilaire part. A defective product will be replaced pursuant to this Limited Warranty with a new Aprilaire product of equal or similar features and functionality if the original product has been discontinued or is no longer available.

Not Covered by the Limited Warranty


- Consumable or maintenance products, such as, but not limited to: Air Filters, Evaporative Humidifier Water Panels, Steam Canisters, or Steam Humidifier Electrode Wires.
- Labor charges, shipping costs, removal fees, service fees, or reinstallation costs.
- Damage caused by misuse, abuse, or improper installation due to failing to install the product in accordance with the instructions provided.
- Damage to HVAC equipment caused by improper installation(s) or misapplication installation(s).
- Modifications, changes, repurposing, or alterations to the Aprilaire product.
- Extended warranties or satisfaction guarantees offered by third parties.
- Cosmetic damage or normal wear and tear, including, but not limited to: scratches, peeling finish, or dents that do not impede the mechanical functionality of the product.
- Damage caused by acts of nature, including but not limited to: fire, collision, flood, wind, power surge, lighting strike, or mold.
- Damage caused during transit.
- Damage caused during installation due to failure to follow local, state, or federal laws, statutes, codes, or ordinances.
- Defects in materials furnished by the installer.

Limit of Liability

IMPLIED WARRANTIES OF MERCHANTABILITY OR FITNESS FOR A PARTICULAR PURPOSE SHALL BE LIMITED IN DURATION TO THE AFOREMENTIONED EXPRESS WARRANTY PERIOD. APRILAIRE LIABILITY FOR INCIDENTAL OR CONSEQUENTIAL DAMAGES, OTHER THAN DAMAGES FOR PERSONAL INJURIES, RESULTING FROM ANY BREACH OF THE AFOREMENTIONED IMPLIED WARRANTIES OR THE ABOVE LIMITED WARRANTY IS EXPRESSLY EXCLUDED. THIS LIMITED WARRANTY IS VOID IF DEFECT(S) RESULT(S) FROM FAILURE TO INSTALL THE PRODUCT ACCORDING TO THE APRILAIRE INSTALLATION INSTRUCTIONS. IF THE LIMITED WARRANTY IS VOID DUE TO MISAPPLICATION OR IMPROPER INSTALLATION, ALL DISCLAIMERS OF IMPLIED WARRANTIES SHALL BE EFFECTIVE UPON INSTALLATION.

Some states do not allow limitations on how long an implied warranty lasts or the exclusion or limitation of incidental or consequential damages, so the above limitation(s) may not apply to your situation. This Limited Warranty gives you specific legal rights, and you may also have other rights which vary from state to state.

Register Your Aprilaire® Product



Thank you for choosing Aprilaire. Register your product at aprilaire.com/warranty to receive important updates and notifications, and to streamline the process in the unlikely event you file a claim.

Your warranty registration information will not be sold or shared outside of this company.

Make a Warranty Claim

For questions regarding the Limited Warranty or to initiate a claim, contact Aprilaire Customer Service at 1.800.334.6011 Monday through Friday, 7:00 a.m. – 5:00 p.m. Central Time.

At the sole discretion of Aprilaire, you may be required to: return the product not later than thirty (30) days after the warranty period to the place of purchase or (if directed) to Aprilaire, contact a professional contractor to provide warranty service, submit a product for testing related to a warranty claim, and/or send pictures of the original product with the serial number (if applicable) to Aprilaire Technical Support for inspection as a condition to reviewing a claim and/or receiving a replacement product under this Limited Warranty.

Aprilaire® is a registered trademark and division of Research Products Corporation.

Aprilaire