

## A new formula for ease of use

Easy to use and simple to maintain, no matter your skill level. The SW3000 mid-size, ride-on sweeper provides optimal cleaning performance with lithium-ion battery technology for various applications with impressive dust and debris collection. It's designed for efficient cleaning in contract cleaning, educational institutions, retail environments, and light industries such as production areas and warehouses.





Additional features and benefits include:

- A fast-charging battery enables opportunity charging and offers a long lifespan
- Lithium-ion battery operated
- QR codes on the display for easy access to user and service manuals
- Main broom adjustment from the driving position minimizes stoppage time
- Easy self-service on-board diagnostics through the user interface (error codes show on the display for simple troubleshooting)
- Easy and specific log-in for service technicians through PIN code
- Manual or automatic filter shaker to ensure optimal filtration
- Warning beacon that makes operation in congested areas safe
- Highly efficient DustGuard™ misting system controls dust and helps to further maintain a clean environment
- Optional features available for additional safety - overhead guard, optional blue safety light






Picture shown may not represent model quoted

• Standard equipment

Included accessories		Ref. no.	Min. required	SW3000 LI-ION NA SWEEPER
<b>Filter</b>				
	FILTER KIT 580X401X80 PES 3.5m <sup>2</sup>	55945906	1	•
<b>Side Broom</b>				
	BROOM SIDE KIT 300x500 PPL 0.8	55940587	2	•
<b>Broom Cylinder 700 mm</b>				
	MAIN BROOM KIT 300X700 PPL0.5	55940604	1	•
<b>Battery</b>				
	LI-ION BATTERY 25.6V 50AH	55945450	3	•
<b>Charger</b>				
	CHARGER 24V 27A LI ION ACE KIT	55945990	1	•
<b>Squeegee, Blade, Skirt and Splash Guard</b>				

# NILFISK

## A new formula for ease of use

Included accessories		Ref. no.	Min. required	SW3000 LI-ION NA SWEEPER
	BLADE FRONT NR	55940638	1	•
	BLADE MAIN BROOM REAR NBR	55940330	1	•
	BLADE SIDE NBR	55940934	2	•
<b>Other</b>				
	CHARGER POWER CABLE EU PLUG 2M	VF89725	1	
	CHARGER POWER CABLE UK PLUG 2M	VF89726	1	
	CHARGER POWER CABLE US PLUG 78IN	VF89724	1	•
	WARNING LIGHT	55945984	1	•

Model

SW3000 LI-ION NA SWEEPER

Ref. no.

50000758

## PRODUCT FEATURES

Electrical filter shaker	•
Hopper for collecting debris	•
Adjustable side broom speed	•
Adjustable seat	•
Lithium battery	•
One-Touch™ Button	•
DustGuard™ Dust-control System	•
LCD display	•
Rear wheel traction	•
Front light indicator	•

# NILFISK






## A new formula for ease of use

## Technical specifications

SW3000 LI-ION NA  
SWEEPER











Rated Power (HP)	3.6
Working speed (KM/H)	3.7 miles/h
Battery voltage (V)	DC 24
Rated power (W)	2640
Working sound level (DB-A)	72±3
Working width w/2 side brooms (MM)	53.1 in
Working width without side brooms (CM)	27.6 in
Min. turn-around aisle width (M)	2.55
Water tank capacity (L)	18
Hopper volume (L)	26.4 gal
Dimensions lxxh (MM)	63.8 x 41.5 x 49.6 in
Gross weight (GVW) (KG)	895.4 lbs
Max. speed	5 miles/h
Height with overhead guard	78.2 in

● Standard equipment, ○ Supplementary accessories, □ Mountable equipment







Accessories		Ref. no.	Min. required	SW3000 LI-ION NA SWEEPER
<b>Battery</b>				
	BATT 6V-210AH AGM C5	559503253	4	
	BATT. 6V-180AH GEL MONOBLOC	80564000	4	
	LI-ION BATTERY 25.6V 50AH	55945450	3	●
<b>Other</b>				
	BLUE LIGHT KIT	55945951	1	□
	CHARGER POWER CABLE EU PLUG 2M	VF89725	1	
	CHARGER POWER CABLE UK PLUG 2M	VF89726	1	
	CHARGER POWER CABLE US PLUG 78IN	VF89724	1	●

# NILFISK

## A new formula for ease of use

Accessories		Ref. no.	Min. required	SW3000 LI-ION NA SWEEPER
	OVERHEAD GUARD KIT	55940412	1	□
	SEAT ARMREST ASSEMBLY SET	55945837	1	□
	SEAT BELT SET	55945830	1	□
	WARNING LIGHT	55945984	1	•
<b>Battery and Charger</b>				
	LEAD-ACID BATTERY TRAY KIT	55940320	1	
<b>Squeegee, Blade, Skirt and Splash Guard</b>				
	BLADE FRONT NR	55940638	1	•
	BLADE MAIN BROOM REAR NBR	55940330	1	•
	BLADE SIDE NBR	55940934	2	•
<b>Side Broom</b>				
	BROOM SIDE KIT 300x500 PPL 0.8	55940587	2	•
	BROOM SIDE KIT MIX STEEL 300x500	55940757	2	○
	SIDE BROOM KIT NATURAL FIBER 300x500	55940589	2	○
<b>Broom Cylinder 700 mm</b>				

## A new formula for ease of use

Accessories		Ref. no.	Min. required	SW3000 LI-ION NA SWEEPER
	MAIN BROOM KIT 300X700 PPL0.5	55940604	1	•
	MAIN BROOM KIT MIX STEEL 300x700	55940756	1	○
<b>Main Broom</b>				
	MAIN BROOM KIT NATURAL FIBER 300x700	55940590	1	○
<b>Filter</b>				
	FILTER KIT 580X401X80 PES 3.5m²	55945906	1	•
<b>HEPA Filter</b>				
	FILTER KIT HEPA13 580X401X80 3.5m²	55945835	1	□
<b>Charger</b>				
	CHARGER 24V 25A LEAD ACID KIT F US	559505802	1	
	CHARGER 24V 25A LEAD ACID KIT OB EU UK	55945991	1	
	CHARGER 24V 27A LI ION ACE KIT	55945990	1	•